

SELECTION SUMMARY

DATE **04.23.26**
DATE REVISED

PROJECT:			
Builder	Portland Houseworks	Units	3, 4, 5
Address		Floor Plan	
PREPARED FOR:		PREPARED BY:	
Homeowner 1	Ankeny - Blue Pkg	Designer	K. Buley
Homeowner 2		Acct. Manager	N. Blauer

CABINETS & PAINT

AREA	DESCRIPTION
CABINETS	CABINET 1: Homecrest, Derby
	HARDWARE: <i>Brushed Nickel Pulls + Matte Black Plumbing</i>
PAINT	WALL: SW 7631, City Loft
	TRIM: SW 7004, Snowbound

Cabinet and paint selections are for **REFERENCE ONLY** and are not supplied by Macadam Floor & Design

CARPET & PAD

AREA	DESCRIPTION	TOTAL	PRICE
C1	Stairs, 2nd Level & 3rd Level	DW280, Step by Step, Color: 6054 Stratosphere	
	TYPE: Plush	PATTERN: 12"W x 12"L	
P1	All Carpet Areas	8lb	

LAMINATE

AREA	DESCRIPTION	TOTAL:	PRICE
HW1	Main Level	Gallaher - Gemcore, Lakeshore, Color: Warren	
	SIZE: 7.5"W x 12mm	DIRECTION: Front-to-Back	
	NOTES:		

TILE & SLAB

AREA	DESCRIPTION	TOTAL:	PRICE
KITCHEN COUNTER & SPLASH	COUNTER: AZ Della Terra, 3cm: Serene		
	ISLAND: AZ Della Terra, 3cm: Serene		
	EDGE DETAIL: Flat Polished		
	SINK(S): UM Stainless Steel Single Basin Sink		
	BACKSPLASH: Z Collection, Brisa, Turquoise Gloss 3x8 (Full Height, Horizontal Stacked)		
	EDGE DETAIL: Schluter Jolly - 5/16" Matte Black J80MGS		
	SPLASH GROUT: TEC Powergrout 937 Steel Gray - TIGHT JOINTS		
NOTES:			

INITIAL _____ DATE _____

INITIAL _____ DATE _____

UTILITY FLOOR	TILE:	AZ, Digital Art, Bianco 12x24	
	PATTERN:	Straight Set	
	GROUT:	TEC Powergrout 908 Dove Gray	
	NOTES:		
PRIMARY BATH (3RD LVL) COUNTERS	COUNTER:	AZ Della Terra, 3cm: Pro Frost	
	EDGE DETAIL:	Flat Polished	
	SINK(S):	UM White Rectangular Vanity Sinks	
	BACKSPLASH:	Dal, Remedy, RD27 Aura 2x10 (2) Rows, Horizontal Stacked	
	B/S EDGE DETAIL	Schluter Jolly - 5/16" Matte Black J80MGS	
	SPLASH GROUT:	TEC Powergrout 908 Dove Gray	
	NOTES:		
PRIMARY BATH (3RD LVL) FLOOR	TILE:	AZ, Anthea, Dark 12x24	
	PATTERN:	Offset, Install Parallel w/ Vanity	
	GROUT:	TEC Powergrout 966 Urban Bronze	
	NOTES:		
PRIMARY BATH (3RD LVL) SHOWER	WALL TILE 1:	EM, Prodigy, Fermi Matte 12x24	
	EDGE DETAIL:	Schluter Jolly - 3/8" Matte Black J100MGS	
	DESCRIPTION:	Vertical Stacked	
	WALL GROUT:	TEC Powergrout 903 Birch	
	NICHE/SHELF:	(1) 12x20 Niche	
		FIBERGLASS TUB	
	NOTES:		
HALL BATH (2ND LVL) VANITY	COUNTER:	AZ Della Terra, 3cm: Pro Frost	
	EDGE DETAIL:	Flat Polished	
	SINK(S):	UM White Rectangular Vanity Sinks	
	BACKSPLASH:	Dal, Miramo, MR47 Aqua 1x6 Stacked (6" Deco)	
	B/S EDGE DETAIL	Schluter Jolly - 5/16" Matte Black J80MGS	
	SPLASH GROUT:	TEC Powergrout 908 Dove Gray	
	NOTES:		
HALL BATH (2ND LVL) FLOOR	TILE:	Azd, Digital Art, Bianco 12x24	
	PATTERN:	Offset, Install Parallel w/ Vanity	
	GROUT:	TEC Powergrout 908 Dove Gray	
	NOTES:		
UPPER HALL BATH SHOWER	NOTES:	FIBERGLASS SHOWER	

Contact **Brenda Esser**, Window Covering Specialist @ Macadam Floor & Design at besser@macadamcpt.com

INITIAL _____ DATE _____

INITIAL _____ DATE _____

GRAND TOTAL:
SALES TAX:
TOTAL W/ TAX:

X
SIGNATURE Ankeny - Blue Pkg

DATE _____

INITIALS I HAVE READ AND UNDERSTAND THE FOLLOWING:

_____	SOLID SURFACE SLAB AND FORMICA MAY HAVE SEAMS. SEAM PLACEMENT IS ALWAYS DETERMINED BY THE FABRICATOR OR INSTALLER.
_____	ALL CARPET SHOWS FOOT TRAFFIC AND WILL HAVE SEAMS. SEAM PLACEMENT IS DETERMINED BY THE INSTALLER ON-SITE. PLEASE SEE THE MANUFACTURER'S GUIDELINES FOR CARE & MAINTENANCE AND WARRANTY.
_____	ALL HARDWOOD & LAMINATE ARE SUSCEPTIBLE TO WATER DAMAGE. THEY MUST NEVER BE STEAM CLEANED, MOPPED OR WAXED. WALK-OFF MATS ARE RECOMMENDED AT DOORS FROM THE OUTSIDE, UNDER PET DISHES AND AT ANY WET AREAS.
_____	ALL HARDWOOD, LAMINATE, LVT & LVP FLOORS CAN/WILL BE DENTED, SCRATCHED AND SCUFFED. IT IS RECOMMENDED TO USE FELT PROTECTORS UNDER ALL FURNITURE, WALK-OFF MATS AT EXTERIOR ENTRANCES AND NON-STAINING LARGE SURFACE FLOOR PROTECTORS UNDER HEAVY APPLIANCES.
_____	TILE DIAGRAMS ARE GENERAL AND NOT TO SCALE. EXACT TILE LAYOUT IS DETERMINED ON-SITE BY THE INSTALLER. ALL GROUT MUST BE SEALED AND MAINTAINED BY THE HOMEOWNER.
_____	FAUX WOOD BLINDS ARE MEANT TO BE LEFT IN THE DOWN POSITION - TILTED OPEN & CLOSED FOR LIGHT CONTROL & RAISED ONLY FOR ACCESS TO THE WINDOW ONLY. BLINDS SHOULD BE CLEANED BY DRY METHODS (VACUUMING, DUSTING OR BY CANNED AIR).
_____	FLAT POLISH TILE EDGES WILL BE DARKER THAN THE TILE FACE.
_____	I HAVE VIEWED A LARGER PICTURE OF MY SELECTED SLAB(S) ONLINE AND UNDERSTAND THERE MAY BE SLIGHT COLOR VARIANCES BETWEEN THE PHYSICAL SLAB AND THE SCREEN.

INITIAL _____ DATE _____

INITIAL _____ DATE _____

CARPET | HARD SURFACE | VINYL

Project: - 3, 4, 5 | - Blue Pkg

CARPET & PAD

AREA		DESCRIPTION		IMAGE
C1	Stairs, 2nd Level & 3rd Level	DW280, Step by Step, Color: 6054 Stratosphere		
		TYPE:	Plush	
		PATTERN:	12"W x 12"L	
P1	All Carpet Areas	8lb		

LAMINATE

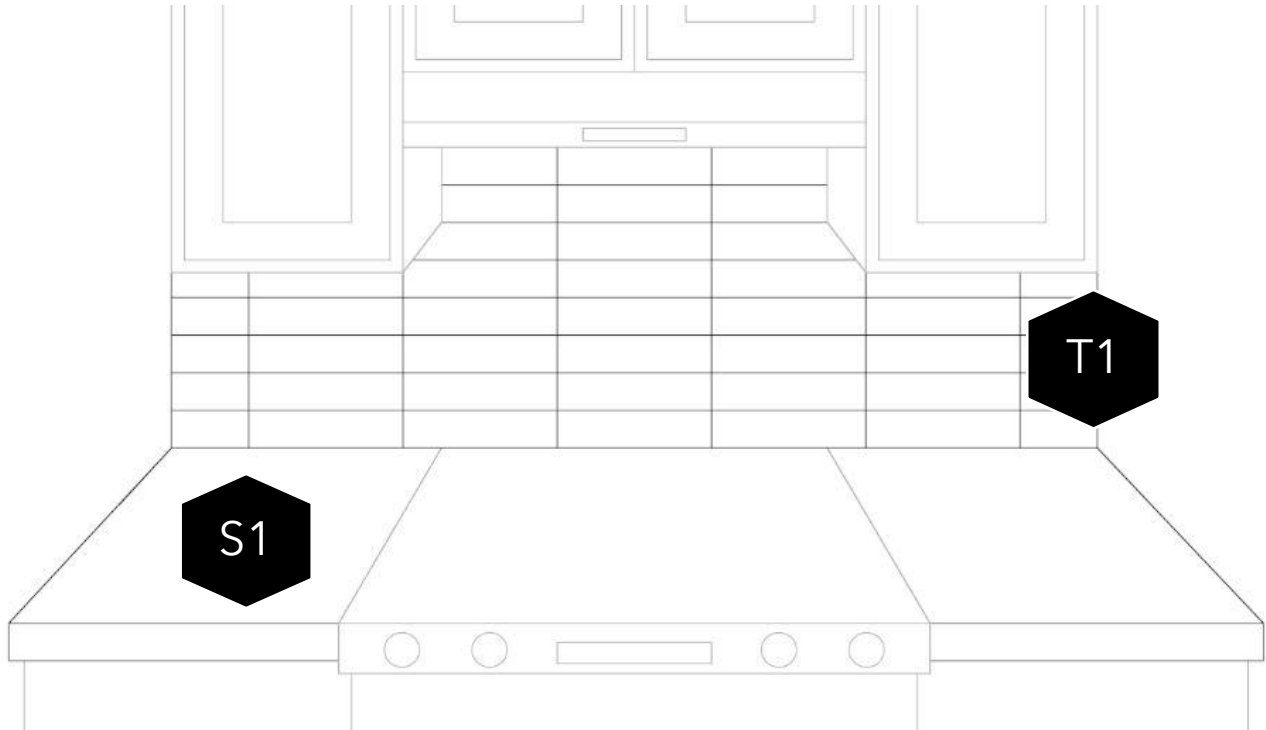
AREA		DESCRIPTION		IMAGE
HW1	Main Level	Gallaher - Gemcore, Lakeshore, Color: Warren		
		SIZE/THICKNESS:	7.5"W x 12mm	
		DIRECTION:	Front-to-Back	
		NOTES:		

For Reference Only. Actual product color may vary from the images shown.

INITIAL _____ DATE _____

INITIAL _____ DATE _____

TILE & SLAB | KITCHEN COUNTER & SPLASH




Project: - 3, 4, 5 - Blue Pkg	
COUNTER: AZ Della Terra, 3cm: Serene	S-1
ISLAND: AZ Della Terra, 3cm: Serene	S-1
EDGE DETAIL: Flat Polished	
SINK(S): UM Stainless Steel Single Basin Sink	
BACKSPLASH: Z Collection, Brisa, Turquoise Gloss 3x8 (Full Height, Horizontal Stacked)	T-1
EDGE DETAIL: Schluter Jolly - 5/16" Matte Black J80MGS	
SPLASH GROUT: TEC Powergrout 937 Steel Gray - TIGHT JOINTS	

*For Reference Only. Actual product color may vary from the images shown.
Concept drawing is **NOT** to scale. Installer will determine exact layout on-site.*

INITIAL _____ DATE _____

INITIAL _____ DATE _____

TILE & SLAB | UTILITY FLOOR




Project: - 3, 4, 5 - Blue Pkg	
TILE: AZ, Digital Art, Bianco 12x24	T-1
PATTERN: Straight Set	
GROUT: TEC Powergrout 908 Dove Gray	

*For Reference Only. Actual product color may vary from the images shown.
Concept drawing is **NOT** to scale. Installer will determine exact layout on-site.*

INITIAL _____ DATE _____

INITIAL _____ DATE _____

TILE & SLAB | PRIMARY BATH (3RD LVL) COUNTERS



Project: - 3, 4, 5 | - Blue Pkg

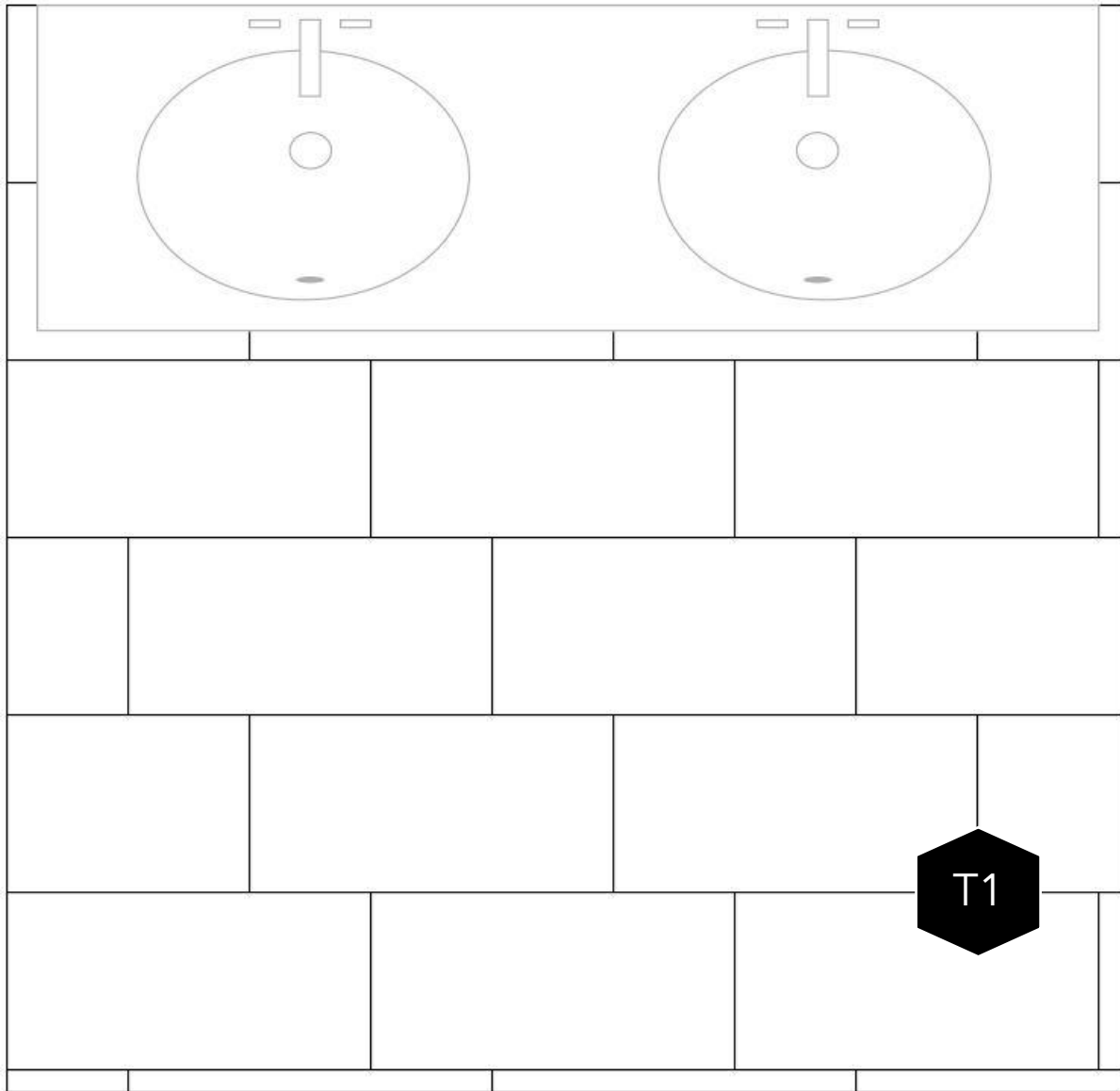
COUNTER:	AZ Della Terra, 3cm: Pro Frost	S-1
EDGE DETAIL:	Flat Polished	
SINK(S):	UM White Rectangular Vanity Sinks	
BACKSPLASH:	Dal, Remedy, RD27 Aura 2x10 (2) Rows, Horizontal Stacked	T-1
B/S EDGE DETAIL:	Schluter Jolly - 5/16" Matte Black J80MGS	
SPLASH GROUT:	TEC Powergrout 908 Dove Gray	

*For Reference Only. Actual product color may vary from the images shown.
Concept drawing is NOT to scale. Installer will determine exact layout on-site.*

INITIAL _____ DATE _____

INITIAL _____ DATE _____

TILE & SLAB | PRIMARY BATH (3RD LVL) FLOOR



Project: - 3, 4, 5 | - Blue Pkg

TILE: AZ, Anthea, Dark 12x24

T-1

PATTERN: Offset, Install Parallel w/ Vanity

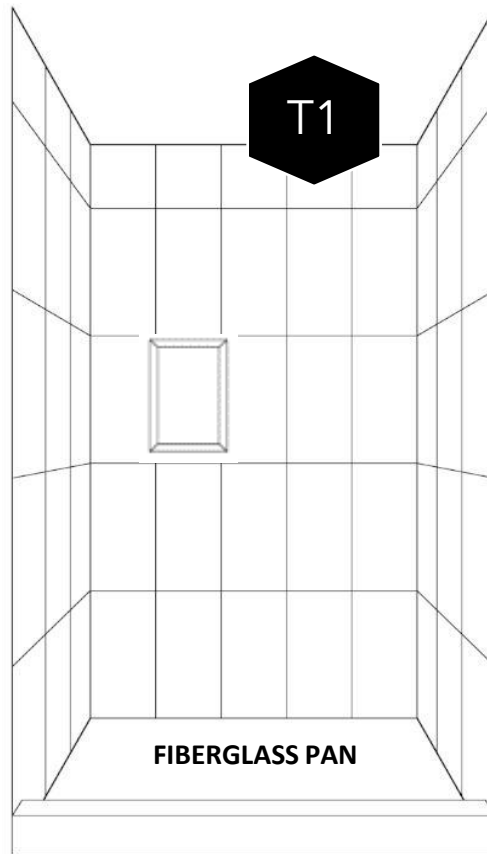
GROUT: TEC Powergrout 966 Urban Bronze

*For Reference Only. Actual product color may vary from the images shown.
Concept drawing is **NOT** to scale. Installer will determine exact layout on-site.*

INITIAL _____ DATE _____

INITIAL _____ DATE _____

TILE & SLAB | PRIMARY BATH (3RD LVL) SHOWER



Project: - 3, 4, 5 | - Blue Pkg


WALL TILE 1: EM, Prodigy, Fermi Matte 12x24	T-1
EDGE DETAIL: Schluter Jolly - 3/8" Matte Black J100MGS	
DESCRIPTION: Vertical Stacked	
WALL GROUT: TEC Powergrout 903 Birch	
NICHE/SHELF: (1) 12x20 Niche	
FIBERGLASS TUB	

*For Reference Only. Actual product color may vary from the images shown.
Concept drawing is NOT to scale. Installer will determine exact layout on-site.*

INITIAL _____ DATE _____

INITIAL _____ DATE _____

TILE & SLAB | HALL BATH (2ND LVL) VANITY



INSTALL 1X6 STACKED MOSAIC, 6" HIGH
FINISH W/ SCHLUTER

T1

S1

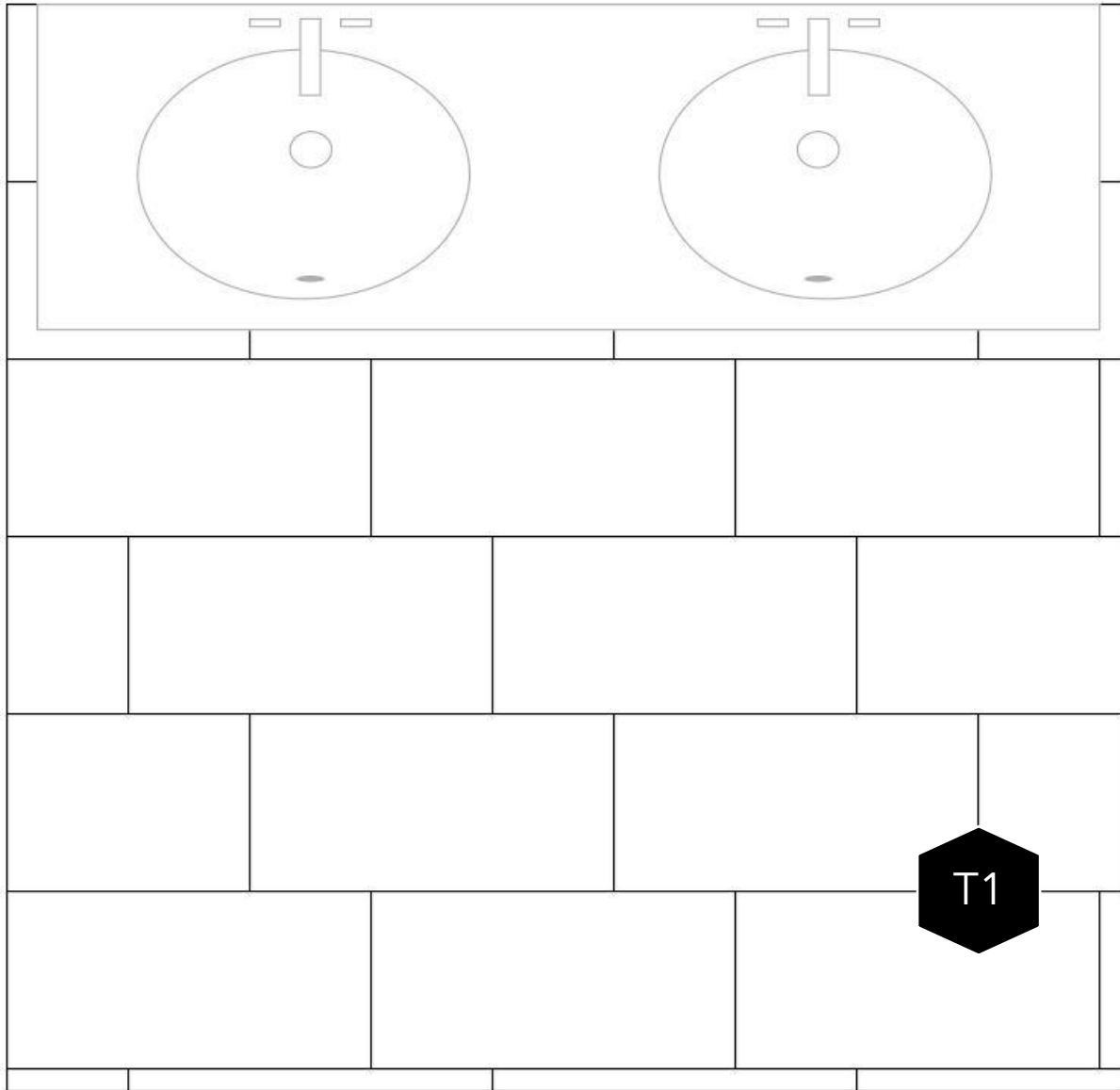
		Project: - 3, 4, 5 - Blue Pkg
COUNTER:	AZ Della Terra, 3cm: Pro Frost	S-1
EDGE DETAIL:	Flat Polished	
SINK(S):	UM White Rectangular Vanity Sinks	
BACKSPLASH:	Dal, Miramo, MR47 Aqua 1x6 Stacked (6" Deco)	T-1
B/S EDGE DETAIL:	Schluter Jolly - 5/16" Matte Black J80MGS	
SPLASH GROUT:	TEC Powergrout 908 Dove Gray	

*For Reference Only. Actual product color may vary from the images shown.
Concept drawing is **NOT** to scale. Installer will determine exact layout on-site.*

INITIAL _____ DATE _____

INITIAL _____ DATE _____

TILE & SLAB | HALL BATH (2ND LVL) FLOOR



Project: - 3, 4, 5 | - Blue Pkg

TILE: Azd, Digital Art, Bianco 12x24

PATTERN: Offset, Install Parallel w/ Vanity

GROUT: TEC Powergrout 908 Dove Gray

T-1

*For Reference Only. Actual product color may vary from the images shown.
Concept drawing is NOT to scale. Installer will determine exact layout on-site.*

INITIAL _____ DATE _____

INITIAL _____ DATE _____